

MOVES IN THE FIELD JUDGING FORM ADULT SILVER



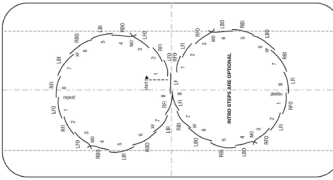
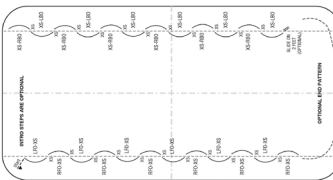
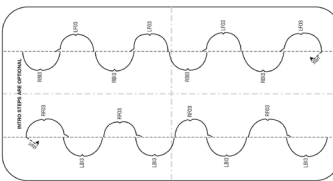
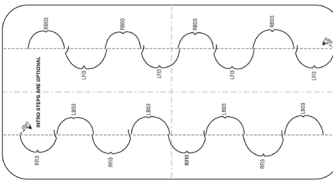
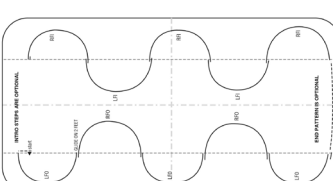
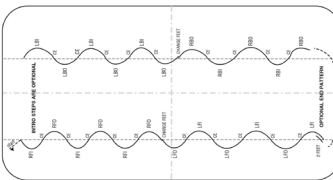
Circle One: Adult 21+ (21ASM), Adult 50+ (50ASM)

Candidate's Name _____ Member # _____

Candidate's Club _____

Host Club _____ Date _____

Expectations for adult 21+ candidates align with the pre-juvenile moves in the field test. The fundamentals of ice skating must be demonstrated, although not necessarily mastered. Good edges, flow, strength, extension and form are required and must be strongly emphasized (rule 5113). For adult 50+ candidates, see rule 5034.

PATTERNS	ELEMENTS TEST STANDARDS / EXPECTATIONS						MARK (-3 to +3)
	<p>1. Eight-Step Mohawk Sequence <i>quickness, continuous flow & strength</i></p> <ul style="list-style-type: none"> Balanced, fairly neat placement of feet, steps 6,7,8 must be distinct Quick, clear march tempo (even cadence: 1-beat/step) 6 strokes with strength / Circle shape must be maintained <p><i>Intro steps opt. (CCW or CW start) two eight-step Mo seqs.: F Xover, FO Mo, BI, BO, BI XF, FI. Maintain a march cadence (1-beat/step). Between circles: a 2-beat, one ft. transition. Sequence repeats in opposite direction.</i></p>						
	<p>2. Fwd & Bkwd Free Skate Cross Strokes <i>continuous flow & strength</i></p> <ul style="list-style-type: none"> Impetus gained from the outside edge - ending w/ legs crossed above the knees Rhythmic action - good flow & strength Good posture & body control <p><i>Intro steps opt. (R or L start). Free skate cross strokes, fwd for one length of ice surface, bkwd for second length (end patterns optional).</i></p>						
	<p>3. FO-BI Three-Turns in the Field <i>edge quality</i></p> <ul style="list-style-type: none"> Proper edge the moment the foot takes the ice Controlled flowing edges (no major sub curves) Control in/out of 3-turns / Common axis maintained <p><i>Intro steps opt. (R or L start) FO 3-turns alt. to BI 3-turns the length of ice surface (# of sets depends on size of ice & strength of skater). End seq. opt. 2nd length on other foot.</i></p>						
	<p>4. FI-BO Three-Turns in the Field <i>edge quality</i></p> <ul style="list-style-type: none"> Proper edge the moment the foot takes the ice Controlled flowing edges (no major sub curves) Control in/out of 3-turns / Common axis maintained <p><i>Intro steps opt. (R or L start) FI 3-turns alt. to BO 3-turns the length of ice surface (# of sets depends on size of ice & strength of skater). End seq. opt. 2nd length on other foot.</i></p>						
	<p>5. Consecutive Outside & Inside Spirals <i>extension, edge quality</i></p> <ul style="list-style-type: none"> Controlled extension (hip level or higher) held for majority of arc Control after spirals, stepping on an axis (short 2-ft. transition) Some evidence of the development of good form <p><i>Intro steps opt. (R or L start) FO spirals first length of ice surface, opt. fwd Xovers around end. FI spirals second length, (min. of 4 spirals ea. length) extended leg should be at hip level or higher. (# of spirals depends on size of ice & strength of skater).</i></p>						
	<p>6. Fwd & Bkwd Power Change of Edge Pulls <i>continuous flow & strength</i></p> <ul style="list-style-type: none"> Rhythmic action / Flow maintained throughout Controlled upper body & free leg <p><i>Intro steps opt. (R or L start) consecutive power CE pulls FIO to FOI, full length of ice surface (chg. feet center ice, end seq. opt.). 2nd full length: B CE pulls BOI to BIO.</i></p>						
<p>Only one element may be reskated at the end of the test, if necessary.</p>	Circle Test Result	Retry -18 to -1	Pass 0 to +6	Honors +7 to +12	Distinction +13 to +18	Total	

Judge's Signature _____ Name _____ Mbr # _____

Judging Panel Required	Three-Judge Panel (test result determined by majority)	Single-Judge Panel
	Three bronze or higher rank test judges certified to judge Moves in the Field II	N/A